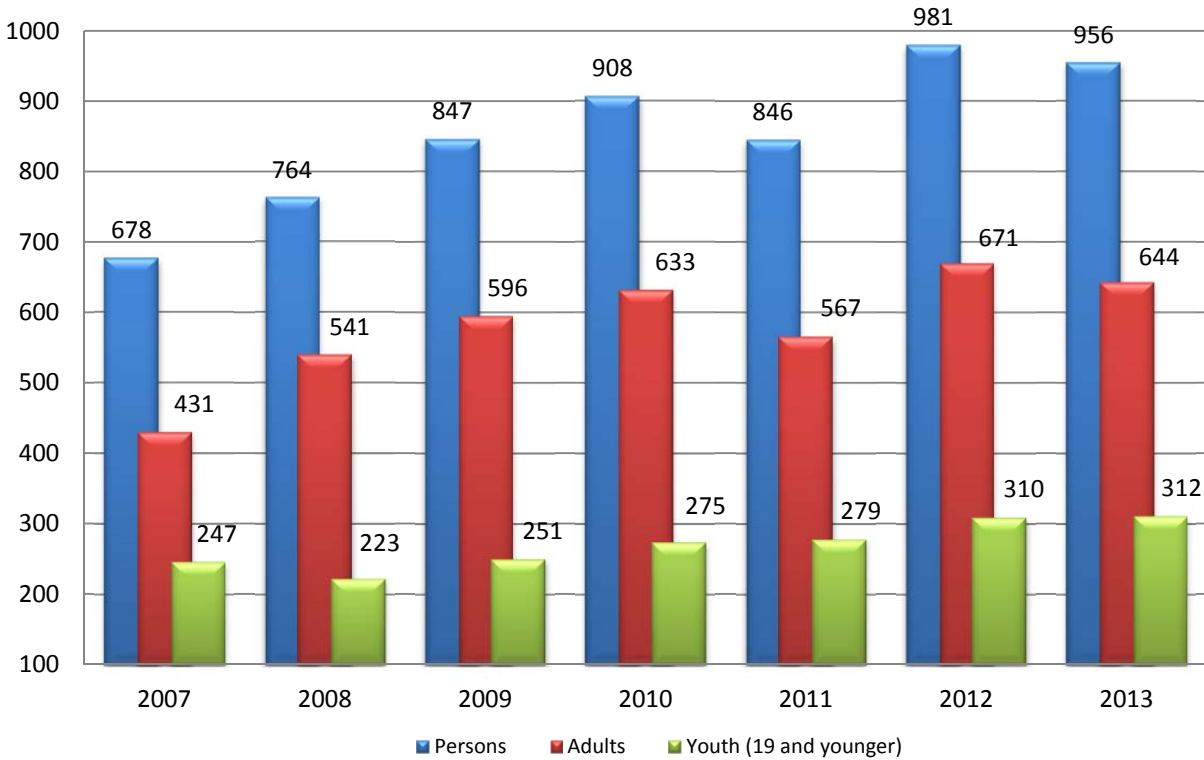
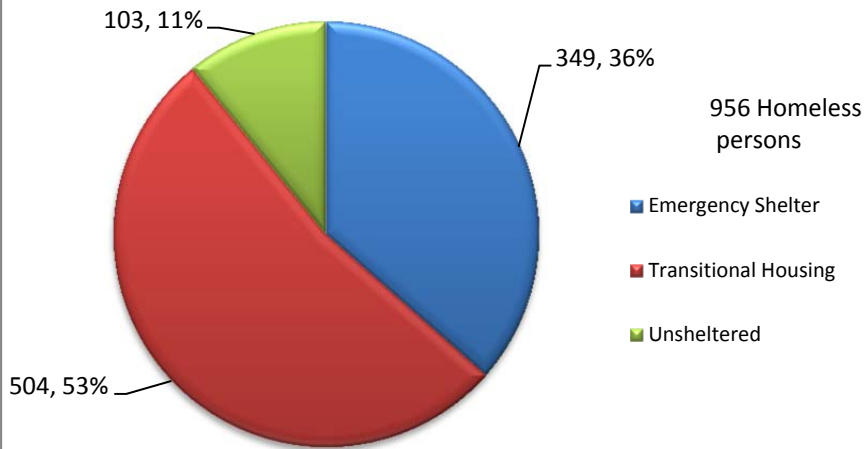


Lincoln Homeless Point in Time Count Homeless Persons 2007 - 2013

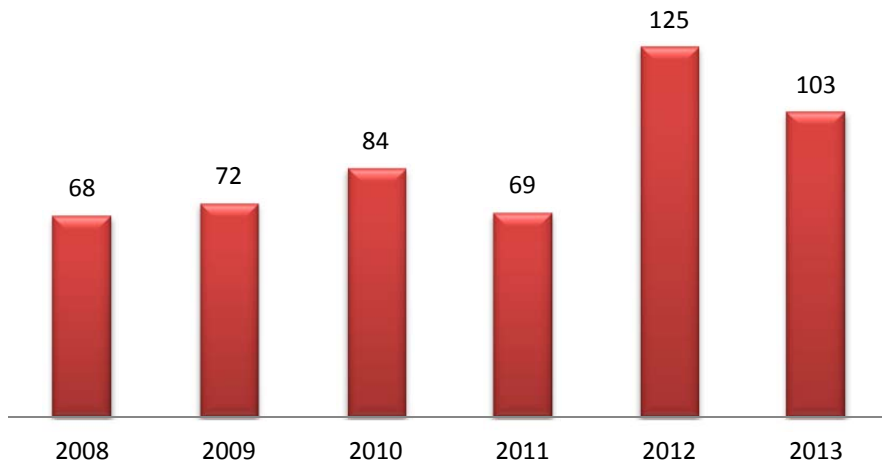
2013 PIT conducted
January 23rd, 2013



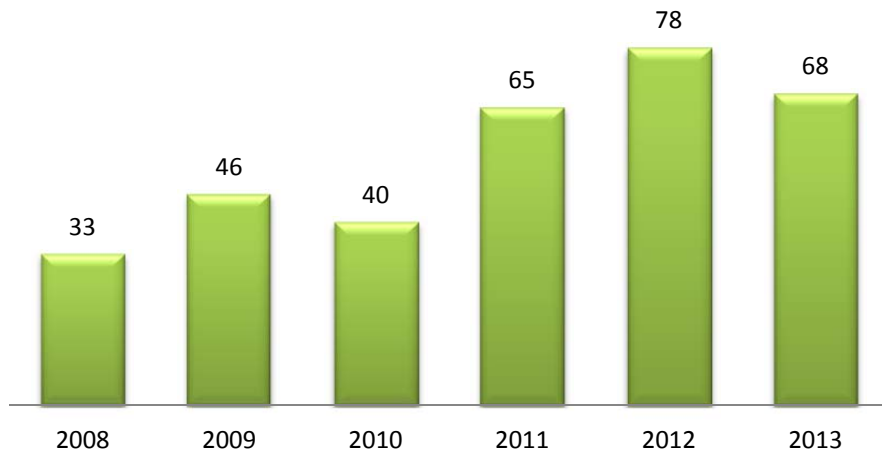
Lincoln Homeless Point in Time Count 2013 Housing Situation



**Lincoln Homeless Point in Time Count
Unsheltered Homeless Person 2008 - 2013**



**Homeless U.S. Military Veterans
2008 - 2013 Lincoln Point in Time Count**



Point In Time Summary for NE-502 - Lincoln CoC

Date of PIT Count: 1/23/2013

Population: Sheltered and Unsheltered Count

Persons in Households with at least one Adult and one Child

	Sheltered		Unsheltered	Total
	Emergency	Transitional		
Total Number of Households	38	70	0	108
Total Number of persons (Adults & Children)	129	228	0	357
Number of Persons (under age 18)	91	146	0	237
Number of Persons (18 - 24)	6	25	0	31
Number of Persons (over age 24)	32	57	0	89
Average Household Size				3.3

Persons in Households with only Children (Under Age 18)

	Sheltered		Unsheltered	Total
	Emergency	Transitional		
Total number of households	12	14	0	26
Number of one-child Households	12	14	0	26
Number of multi-child Households	0	0	0	0
Total number of persons (under age 18)	12	14	0	26
Number of children in multi-child households	0	0	0	0
Average Household Size				1.0

Persons in Households without Children

	Sheltered			Unsheltered	Total
	Emergency	Transitional	Safe Haven		
Total Number of Households	207	255	0	96	558

Point In Time Summary for NE-502 - Lincoln CoC

Total Number of Persons (Adults)	208	262	0	103	573
Number of Persons (age 18 - 24)	24	62	0	9	95
Number of Persons (over age 24)	184	200	0	94	478
Average Household Size					1.0

Total Households and Persons

	Sheltered			Unsheltered	Total
	Emergency	Transitional	Safe Haven		
Total Number of Households	257	339	0	96	692
Total Number of Persons	349	504	0	103	956
Number of Children (under age 18)	103	160		0	263
Number of Persons (18 to 24)	30	87	0	9	126
Number of Persons (over age 24)	216	257	0	94	567
Average Household Size					1.4

Chronically Homeless Subpopulations

	Sheltered		Unsheltered	Total
	Emergency Shelters	Safe Havens		
Chronically Homeless Individuals	71	0	43	114
Chronically Homeless Families (Total Number of Families)	5		0	5
Chronically Homeless Families (Total Persons in Household)	15		0	15

Other Homeless Subpopulations

	Sheltered		Unsheltered	Total
	Persons in emergency shelters, transitional housing and safe havens			
Total Number of Veterans (including female Veterans)	52		15	67
Number of Female Veterans (subset of all Veterans)	1		0	1
Severely Mentally Ill	140		22	162
Chronic Substance Abuse	225		32	257
Persons with HIV/AIDS	0		1	1
Victims of Domestic Violence	272		12	284