

LINCOLN HOMELESS COALITION

# 2012 Homeless Point in Time Count Summary

Lincoln and Lancaster County Continuum of Care

---

University of Nebraska – Lincoln - Center on Children, Families, and the Law

5/24/2012

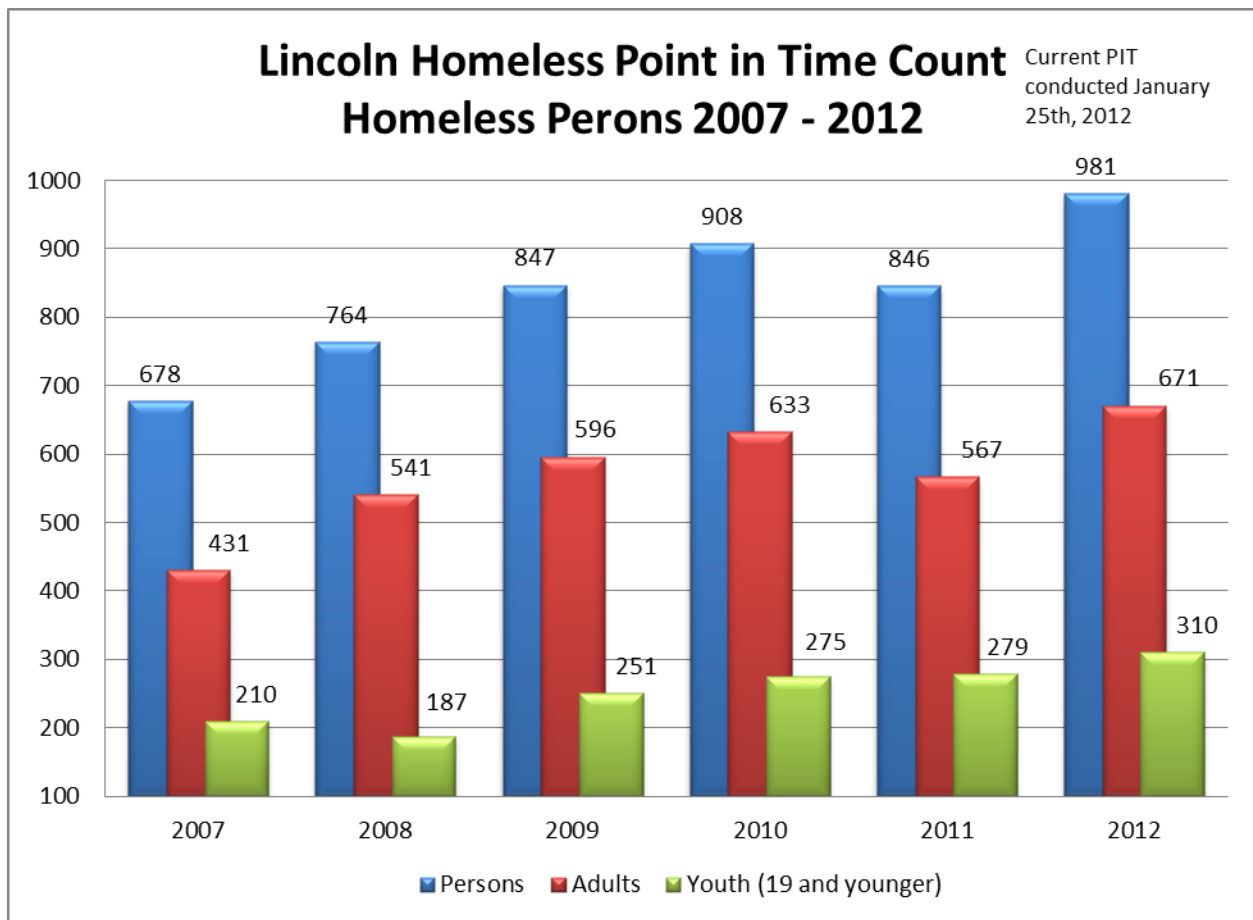
## Lincoln and Lancaster County 2012 Homeless Point in Time Count

The Lincoln and Lancaster County Continuum of Care 2012 Homeless Point in Time Count (PIT) occurred January 25<sup>th</sup>. Nine hundred and eighty-one persons (981) in 755 households were identified as homeless **on this day**. The Department of Housing and Urban Development requires each Continuum of Care to conduct an unduplicated point-in-time count of all persons who are homeless – on the streets, in emergency shelters or in transitional housing during the final week in January. Since 2006 the Lincoln Homeless Coalition has conducted the unduplicated PIT count through the Community Services Management Information System (CS-MIS) at the University of Nebraska – Lincoln – Center on Children, Families, and the Law.

CS-MIS counts the number of homeless persons sheltered in emergency shelters and transitional housing programs and domestic violence shelters provide aggregate counts of unduplicated persons in their shelters. These persons represent the sheltered homeless counts. A street count (unsheltered persons) is conducted by the Lincoln Police Department, Matt Talbot Kitchen and Outreach, Cedars Street Outreach and U.S. Department of Veterans Affairs. Street count information is then cross referenced with CS-MIS sheltered information to remove duplicates identified in the street count from those identified as sheltered in the CS-MIS count.

After a decrease in the homeless PIT count population in 2010 from the 2009 numbers, the 2012 PIT count increased and exceeded those identified as homeless in 2009. The 2012 point in time count of homeless persons indicated a 16% increase in the number of homeless persons and a 22% increase in the number of households experiencing homelessness in Lincoln on January 25<sup>th</sup> 2012 compared to the January 26<sup>th</sup> 2011 point in time count, see Figure 1.

Figure 1.



The decrease in the 2011 PIT homeless count coincided with implementation at full capacity of the American Reinvestment and Recovery Act Homeless Prevention and Rapid Re-Housing Program (HPRP) and the increase in the current PIT count follows on the gradual phasing out of HPRP Rapid Re-Housing program starting in October of 2011. The increase in 2012 PIT homeless numbers does not appear to be the result of former HPRP Rapid Re-housing clients returning to the homeless population as an examination of 40 HPRP clients exiting Rapid Re-housing from July 2011 through December 2011 found only one person counted in the 2012 PIT count. That person left the HPRP Rapid Re-Housing program voluntarily.

*Living Situation of Homeless Persons*

The living situation of homeless persons in the 2012 PIT count finds the majority, 52%, living in a transitional housing program, a 7% increase from the transitional housing percent in 2011. Thirty-five (35%) of homeless persons were in emergency shelters which remains unchanged from 2011. Thirteen percent (13% or 125 persons) were identified as unsheltered, e.g. living in a place not meant for human habitation (on street, in car, etc...). The unsheltered homeless count in 2012 is a 6% increase in the percent of homeless persons of the 2011 PIT that were unsheltered and represents the largest number of unsheltered homeless persons counted in Lincoln since systematic collection of data began in 2006, Figures 2 and 3.

Figure 2.

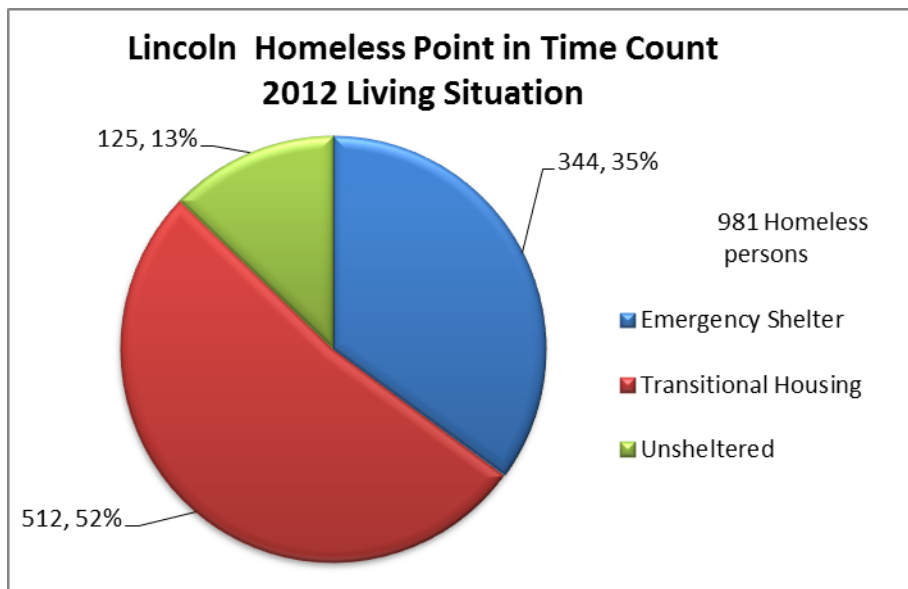
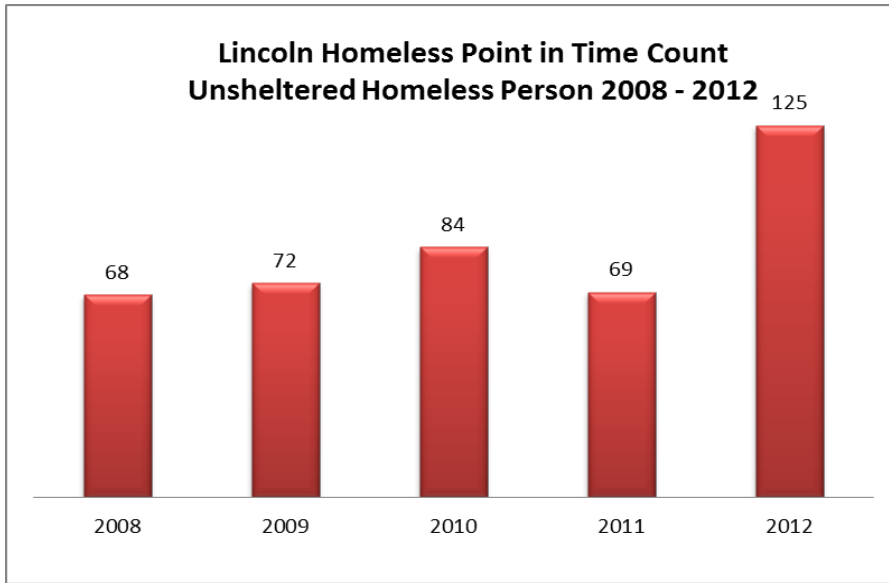


Figure 3.

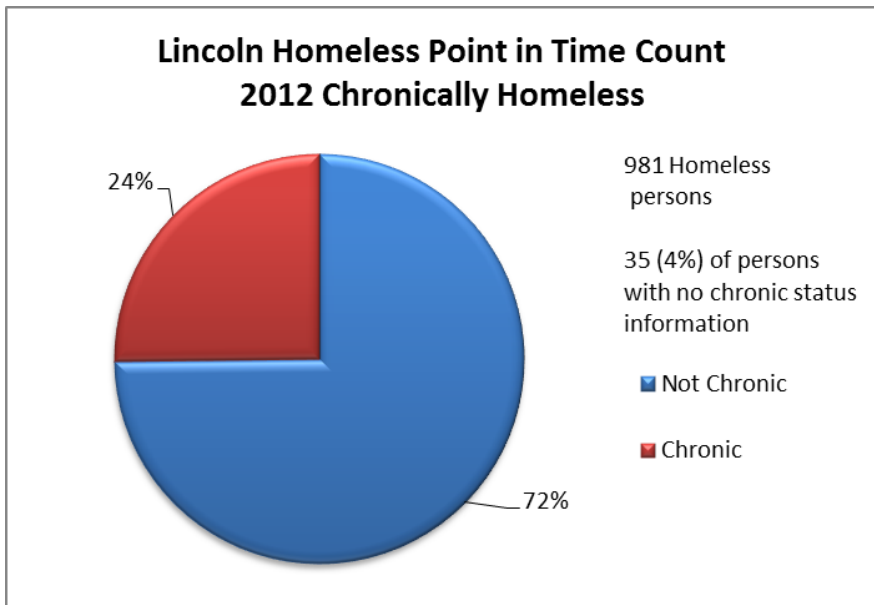


#### Chronically Homeless Persons

Prior to the 2011 PIT count only unaccompanied individuals that met the chronic definition: *having a disabling condition and who has been continuously homeless for a year or more or has had at least 4 episodes of homelessness in the past three years.* The revised definition now includes persons in families with at least one adult family member with a disabling condition that meet the continuous or 4 episode criteria are now also identified as chronically homeless.

Twenty-four percent of the 2012 PIT<sup>1</sup> homeless, 203 persons, were identified in the 2012 PIT count as chronically homeless.

Figure 4.



<sup>1</sup> Chronic homeless status numbers do not include persons sheltered in domestic violence shelters.

One hundred and thirty-three (133) of the chronically homeless were unaccompanied individuals of which 36% were unsheltered.

*Homeless U.S. Military Veterans*

Seventy-eight (78) U.S. Military Homeless Veterans were identified in the 2012 PIT and is the second consecutive year in which the number of homeless veterans increased in Lincoln. Twenty-four percent of the homeless veterans in 2012 were unsheltered. (Figures 5 and 6)

Figure 5

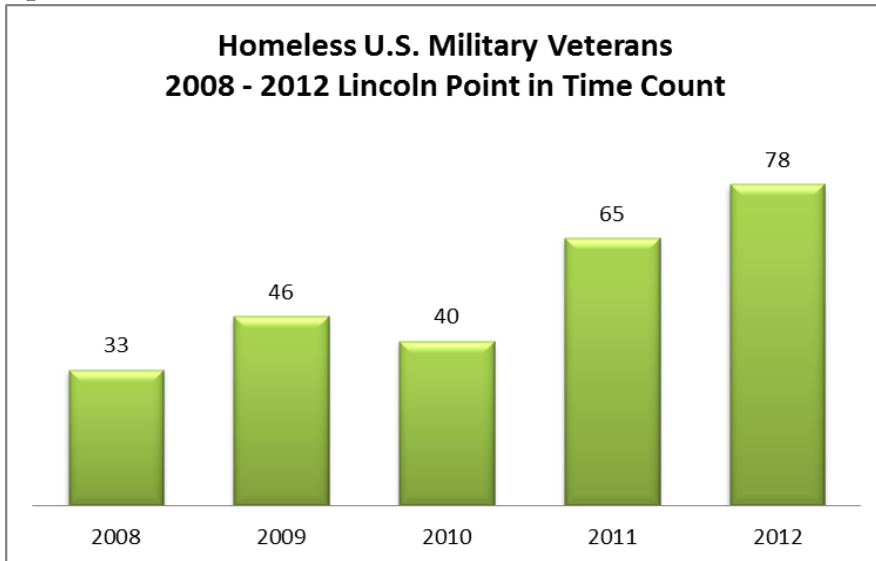
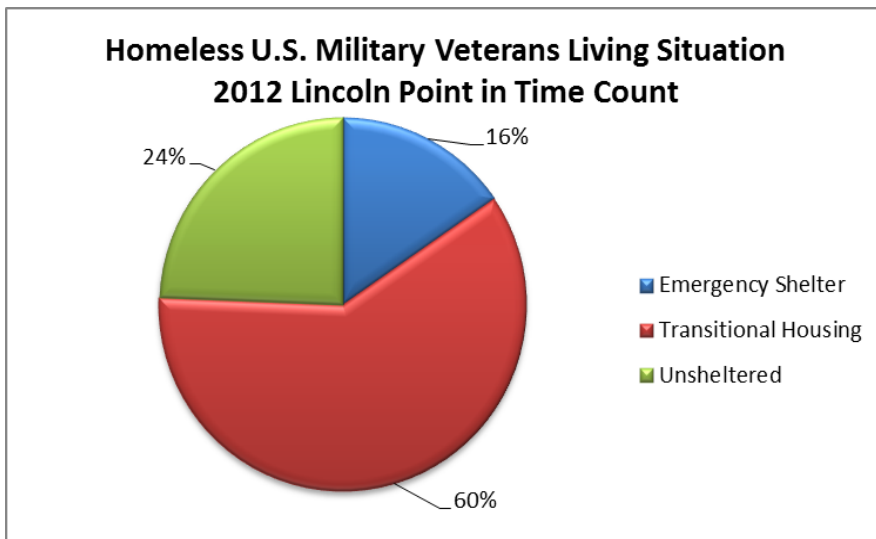


Figure 6



The 2012 Lincoln PIT summary tables are presented on the following pages.

# Point In Time Summary for NE-502 - Lincoln CoC

Date of PIT Count: 1/25/2012

Population: Sheltered and Unsheltered Count

## Persons in Households with at least one Adult and one Child

|                                       | Sheltered |              | Unsheltered | Total |
|---------------------------------------|-----------|--------------|-------------|-------|
|                                       | Emergency | Transitional |             |       |
| Number of Households                  | 27        | 73           | 0           | 100   |
| Number of persons (Adults & Children) | 96        | 221          | 0           | 317   |

## Persons in Households without Children

|                            | Sheltered |              |            | Unsheltered | Total |
|----------------------------|-----------|--------------|------------|-------------|-------|
|                            | Emergency | Transitional | Safe Haven |             |       |
| Number of Households       | 214       | 269          | 0          | 123         | 606   |
| Number of Persons (Adults) | 214       | 275          | 0          | 123         | 612   |

## Persons in Households with only Children

|                                     | Sheltered |              | Unsheltered | Total |
|-------------------------------------|-----------|--------------|-------------|-------|
|                                     | Emergency | Transitional |             |       |
| Number of Households                | 31        | 16           | 2           | 49    |
| Number of Persons (Age 17 or under) | 34        | 16           | 2           | 52    |

## Total Households and Persons

|                  | Sheltered |              |            | Unsheltered | Total |
|------------------|-----------|--------------|------------|-------------|-------|
|                  | Emergency | Transitional | Safe Haven |             |       |
| Total Households | 272       | 358          | 0          | 125         | 755   |
| Total Persons    | 344       | 512          | 0          | 125         | 981   |

## Chronically Homeless and Veteran Subpopulations

|                                  | Sheltered          |             | Unsheltered | Total |
|----------------------------------|--------------------|-------------|-------------|-------|
|                                  | Emergency Shelters | Safe Havens |             |       |
| Chronically Homeless Individuals | 85                 | 0           | 48          | 133   |
| Chronically Homeless Families    | 15                 |             | 13          | 28    |

|          | Sheltered  |  | Unsheltered | Total |
|----------|--|--|-------------|-------|
|          | Veterans in emergency shelters, transitional housing and safe havens |  |             |       |
| Veterans | 59   |  | 19          | 78    |

## Other Homeless Subpopulations

|                                | Sheltered   |     | Unsheltered | Total |
|--------------------------------|---|-----|-------------|-------|
|                                | Persons in emergency shelters, transitional housing and safe havens |     |             |       |
| Severely Mentally Ill          |   | 110 | 29          | 139   |
| Chronic Substance Abuse        |   | 197 | 33          | 230   |
| Persons with HIV/AIDS          |   | 0   | 0           | 0     |
| Victims of Domestic Violence   |   | 254 | 6           | 260   |
| Unaccompanied Child (Under 18) |   | 47  | 2           | 49    |